

Anurans as prey: an exploratory analysis and size relationships between predators and their prey

L. F. Toledo, R. S. Ribeiro & C. F. B. Haddad

Departamento de Zoologia, Instituto de Biociências, Universidade Estadual Paulista, Rio Claro, São Paulo, Brazil

Keywords

predation; size relationships; allometry; post-metamorphic anurans.

Correspondence

Luis Felipe Toledo, Departamento de Zoologia, Instituto de Biociências, Universidade Estadual Paulista, Caixa Postal 199, CEP 13506-970, Rio Claro, São Paulo, Brazil.
Email: toledolf2@yahoo.com

Received 3 November 2005; accepted 3 May 2006

doi:10.1111/j.1469-7998.2006.00195.x

Abstract

The vertebrate predators of post-metamorphic anurans were quantified and the predator–prey relationship was investigated by analysing the relative size of invertebrate predators and anurans. More than 100 vertebrate predators were identified (in more than 200 reports) and classified as opportunistic, convenience, temporary specialized and specialized predators. Invertebrate predators were classified as solitary non-venomous, venomous and social foragers according to 333 reviewed reports. Each of these categories of invertebrate predators was compared with the relative size of the anurans, showing an increase in the relative size of the prey when predators used special predatory tactics. The number of species and the number of families of anurans that were preyed upon did not vary with the size of the predator, suggesting that prey selection was not arbitrary and that energetic constraints must be involved in this choice. The relatively low predation pressure upon brachycephalids was related to the presence of some defensive strategies of its species. This compounding review can be used as the foundation for future advances in vertebrate predator–prey interactions.

Introduction

Anurans exhibit a great diversity of defensive strategies (e.g. Dodd, 1976), which can include, alone or in combination, ecological, morphological, physiological or behavioural features (Duellman & Trueb, 1994; Toledo & Jared, 1995). The whole defensive repertoire of a population or a species may have evolved due to the strong and continuously selective pressure wielded by its natural predators (Greene, 1997; Vamosi, 2005). Moreover, predators may also have coevolved to suppress these defensive strategies, generating a predator–prey arms race (Brodie & Brodie, 1999*a,b*; Geffeney, Brodie & Brodie, 2002). Anurans are known to be preyed upon by so many predators that it has been stated that ‘practically anything will eat an amphibian’ (Porter, 1972 in Duellman & Trueb, 1994, p. 244). Despite this, there is no data compilation about the actual anuran predators. Most of the reports are anecdotic, reporting just the predation events (see the comments in Toledo, 2005), and few articles make substantial contributions, for example information on predation rates (Olson, 1989; Hinshaw & Sullivan, 1990; Martins, Sazima & Egler, 1993), inferences on the risks of predation (e.g. Ryan, 1985; Haddad & Bastos, 1997) or revising the subject (e.g. McCormick & Polis, 1982; Toledo, 2005).

It is suggested that relatively larger predators generally subdue their prey without using special tactics (Hespenheide, 1973). On the other hand, in order to capture larger or

equal-sized prey, it is possible that predators make use of specialized tactics such as poisoning, trapping or social foraging (Hespenheide, 1973; McCormick & Polis, 1982; McNab, 1983; Pough, Heiser & McFarland, 1990; Menin, Rodrigues & Azevedo, 2005). Again, these theories have not been tested jointly for anurans. Therefore, in the present study we carried out a qualified and quantified review of the main vertebrate predators of post-metamorphic anurans, verifying the relationship between relative predator–prey sizes. We have also considered the use of specialized predation tactics in relation to relative size of prey.

Methods

Vertebrate predators

Given the large number of available reports on post-metamorphic anurans as prey of vertebrates (invertebrate predators have been reviewed elsewhere: Toledo, 2005), only unpublished data, articles and natural history notes published in *Herpetological Review* (since the first number in the late 1960s up to the last number of 2005) were considered. Additional references were only considered when they provided relative significant contributions, for example when referring to an unreported family (or even a higher taxa) of prey and/or predator. Furthermore, we only considered articles that identified both prey (anurans) and predators (vertebrates) to the specific level. Predation

attempts in the field, laboratory experiments and captivity observations were also not considered. Specific names are in agreement with online databases: amphibians follow Frost (2004) complemented by Faivovich *et al.* (2005), Nascimben, Caramaschi & Cruz (2005) and Frost *et al.* (2006), reptiles follow Uetz *et al.* (2005), fishes follow Froese & Pauly (2004), birds follow Lepage (2005) and mammals follow Wilson & Reeder (1993).

To assert that our review is representative over the anuran phylogenetic groups, we performed linear regression analysis between number of species in the family and number of predation reports, including data from invertebrates (based on Toledo, 2005) and vertebrates (present study), and expected to find a positive significance fixing α in 99%. The statistical outlier was determined after residual analysis (Zar, 1999).

Size relationships and predation tactics

The predator–prey size relationship was verified from the analysis of 333 accounts of invertebrate predation upon anurans (see table 2 in Toledo, 2005), taking into account the relative size of the prey in relation to predators [R_s = snout–vent length (SVL) of anuran/total length (TL) of invertebrate] and the presence or absence of specialized predatory tactics, such as use of traps (e.g. webs), poison, social foraging or any association between them. Values of R_s are presented as mean \pm SD (range). Vertebrate predators were not included in this analysis because, in the majority of cases, they were many times larger than anurans, complicating the visualization of the results (see the Discussion).

For R_s comparisons among predator groups, a Mann–Whitney (t) test was used. Predator size was correlated with anuran size using linear correlation. The same analysis was used when correlating the size classes of the invertebrates and the number of families of anurans that were preyed upon. Values were considered significant when $P \leq 0.001$.

Results

Our databases, including invertebrate and vertebrate predators, comprised 21 anuran families. We found a positive relation between species of anurans in the families and number of reports of predation (adjusted $r^2 = 0.41$; $F = 14.41$; $P = 0.001$; $n = 21$; Fig. 1). The only group found to be an outlier was the family Brachycephalidae. Out of the 95% confidence interval were the Leiopelmatidae, Leptodactylidae, Microhylidae, Pipidae, Racophoridae and Scaphiopodidae families. Among these families, Microhylidae was differentiated the most (Fig. 1).

Vertebrate predators

More than 100 anuran species ($n = 137$), belonging to 16 families (Brachycephalidae, Bufonidae, Ceratophryidae, Cycloramphidae, Dendrobatidae, Dicroglossidae, Hylidae, Leiopelmatidae, Leptodactylidae, Mantellidae, Megophryidae, Microhylidae, Pipidae, Pyxicephalidae, Ranidae and Scaphiopodidae), were reported as prey of 136 species from

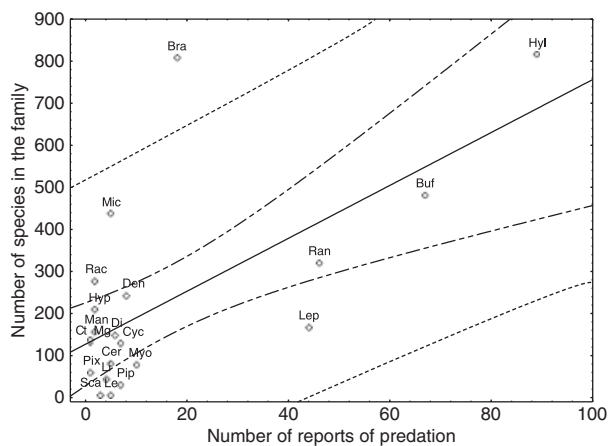


Figure 1 Linear regression, 95% confidence interval and 95% prediction interval ellipse between the number of reports of predation by invertebrates and vertebrates upon post-metamorphic anurans and the number of species in anuran families. The labels refer to the names of the families: Brachycephalidae (Bra), Bufonidae (Buf), Ceratophryidae (Cer), Centrolenidae (Ct), Cycloramphidae (Cyc), Dendrobatidae (Den), Dicroglossidae (Di), Hylidae (Hyl), Hyperoliidae (Hyp), Leptodactylidae (Lep), Leiopelmatidae (Le), Limnodynastidae (Li), Mantellidae (Man), Megophryidae (Mg), Microhylidae (Mic), Myobatrachidae (Myo), Pipidae (Pip), Pyxicephalidae (Pix), Ranidae (Ran), Racophoridae (Rac) and Scaphiopodidae (Sca).

all the main groups of vertebrates (Osteichthyes, Amphibia, Reptilia, Aves and Mammalia; Fig. 2; Supplementary Material Appendix S1). Among them, snakes were the most representative group, being referred to in about 45% of the reports (Fig. 3).

We were able to divide vertebrate predators into four categories:

(1) Opportunistic predators: those who feed on anurans occasionally and opportunistically. These predators are diet-generalist and prey on anurans when, once in a while, they encounter them in nature. This is the largest group and made up about 42% of the reports, and is formed by fishes, salamanders, turtles, lizards, crocodylians and some species of birds and mammals (see also Poulin *et al.*, 2001; Bueno, Belentani & Motta-Junior, 2002; Seamark & Bogdanowicz, 2002; Fig. 2).

(2) Convenience predators: they are not predators specialized on anurans, but feed on them with regularity. In this case, the most representative predators are those who exhibit similar habits to the anurans, facilitating their (predator–prey) encounters. Examples are the anurans themselves (about 25% of the reports; Fig. 2) and some bird species (e.g. *Geranoospiza caerulescens*) that forage in areas where the chances of encountering anurans is greatly enhanced, such as margins of water bodies, gaps on tree trunks, axils of bromeliads and holes in the ground (e.g. Bokermann, 1978).

(3) Temporary specialized predators: those who look specifically for anurans in a determined phase of their life cycle or for a determined purpose. In this case we included some



Figure 2 Post-metamorphic anurans preyed upon by vertebrates: (a) adult *Leptodactylus* cf. *ocellatus* preying upon a conspecific juvenile; (b) adult *Liophis miliaris* preying upon an adult male *Hypsiboas faber*; (c) a *Callithrix penicillata* eating an adult *Hypsiboas lundii*; and (d) an adult *Trogon surrucura* preying upon an adult *Hypsiboas albomarginatus*.

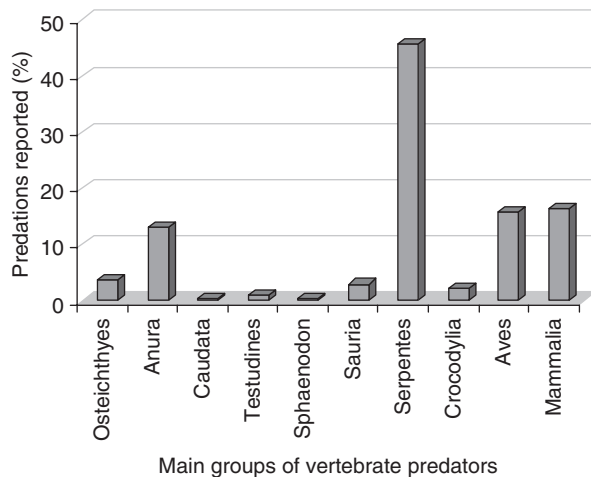


Figure 3 Percentage of the main vertebrate groups reported as post-metamorphic anuran predators (data source: Supplementary Material Appendix S1; $n=243$).

snakes, such as some species of *Bothrops* that feed exclusively or primarily on anurans when they are juveniles (Sazima, 1992; Hartmann, Hartmann & Giasson, 2003; Nogueira, Sawaya & Martins, 2003). Another example are some bird species, for example *Trogon surrucura* and *Pitangus sulphuratus*, that hunt for anurans to feed their nestlings (Toledo *et al.*, 2005; Fig. 2) or males of *Baryphthengus martii* that provide colourful anurans (dendrobatids) to females as a courtship signal (Master, 1999). A third possibility in this

group is represented by those vertebrates that prey upon anurans in order to use their skin toxins in their own defence (Brodie, 1977). This is the smallest group, making up less than 1% of the reports.

(4) Specialized predators: this group is basically formed by some bat species, for example *Cardioderma cor* and *Megaderma* spp., but mainly *Trachops cirrhosus* (Tuttle, Taft & Ryan, 1982; Tandler, Phillips & Nagato, 1996), and several snake species specialized in hunting anurans, for example *Chironius* spp. and *Liophis* spp. (Duellman, 1978; Michaud & Dixon, 1989; Martins & Oliveira, 1999; Marques, Eterovick & Endo, 2001; Fig. 2). Indeed, some snake species exhibit preferences, occasionally together with morphological specializations, for hunting species within a genus or a family. For example, the snakes *Causus rhombeatus*, *Waglerophis merremi* and *Xenodon newiedii* are specialized in hunting *Chaunus* spp. or other bufonids that they may face (Vanzolini, Ramos-Costa & Vitt, 1980; Duellman & Trueb, 1994; Marques *et al.*, 2001). This category comprises *c.* 31% of the reports.

Size relationships and predation tactics

In all reported predation events, vertebrate predators were larger than anurans. Anurans were preyed upon even when they had a large amount of skin toxins (e.g. bufonids, *Leptodactylus labyrinthicus* and *Leptodactylus pentadactylus*) or highly toxic skin secretions (e.g. *Atelopus varius*, *Dendrobates auratus*, *Eupemphix nattereri* and *Phyllobates terribilis*; Supplementary Material Appendix S1).

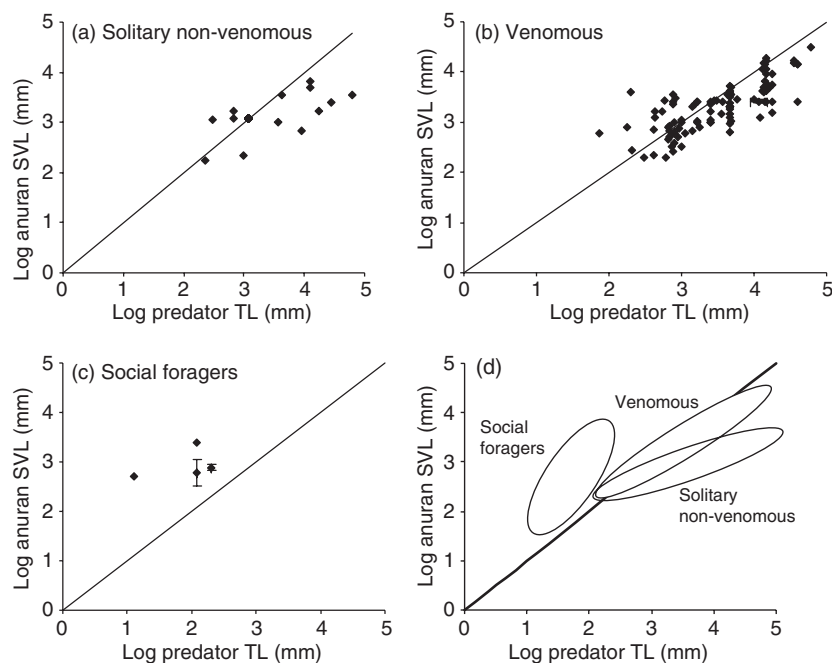


Figure 4 Relationship between anuran snout–vent length (SVL) and the total length (TL) of their respective invertebrate predators (data from Toledo, 2005). Predators are divided into the following categories: (a) solitary non-venomous ($n=34$), (b) venomous ($n=132$) and (c) social foragers ($n=167$). (d) A schematic synthesis of the relationships among all categories of invertebrate predator sizes and anuran sizes.

Of the 333 reported predations by invertebrates upon post-metamorphic anurans, 34 were made by predators that did not use specialized tactics [$R_s = 0.92 \pm 0.31$ (0.29–1.78)] and 299 by predators with specialized tactics [$R_s = 1.52 \pm 0.79$ (0.30–5.00)]. These groups differed significantly between their R_s values ($t = 3585.5$; $P < 0.0001$), suggesting that when the invertebrates exhibited specialized tactics they were practically the same size as their prey (venomous predators) or smaller than their prey (social foragers). On the other hand, when they were solitary non-venomous predators, they were relatively larger than their prey (Fig. 4).

Only 34.11% of the invertebrates were larger than their victims. The SVL of the anurans was positively correlated with the TL of the solitary non-venomous ($r = 0.64$; $P < 0.001$; $n = 34$) and venomous predators ($r = 0.78$; $P < 0.001$; $n = 132$), but not with the social foragers ($r = 0.13$; $P = 0.08$; $n = 167$). Excluding the social foragers, the larger the invertebrate, the smaller the relative size of the captured prey (Fig. 4). We did not find a significant correlation between TL categories and the number of families of anurans ($r = -0.09$; $P = 0.83$; $n = 8$) or the number of species that were preyed upon ($r = -0.41$; $P = 0.31$; $n = 8$; Table 1).

Discussion

Size relationships and predation tactics

McCormick & Polis (1982) observed, to a certain extent, a similar proportion (45%; $n = 134$) of invertebrate predators that were larger than their vertebrate prey compared with that calculated in the present study (34%; $n = 333$). Besides this, in accordance with our observations, an increase in relative prey size with sociality level of the predator has also

Table 1 Invertebrate total length (TL) classes and the respective number of anuran families and species that were preyed upon

TL classes in mm (n)	Number of anuran families	Number of anuran species
3–10 (172)	3	8
11–20 (32)	5	20
21–30 (36)	5	13
31–40 (30)	6	15
41–50 (4)	2	2
51–60 (15)	3	6
61–70 (35)	6	13
85–200 (9)	3	6

been reported (for invertebrates, see McCormick & Polis, 1982; for vertebrates, see McNab, 1983). Coincident observations among different predators and prey groups (from small invertebrates to large vertebrates) suggest that these relationships must be widespread in natural communities.

Without considering social foragers, we observed that the larger the invertebrate predator, the smaller the relative prey size. This fact can be related to an ontogenetic variation in the diet of invertebrates (e.g. Cisneros & Rosenheim, 1997; Koperski, 1997), which could be focused on more energetically valuable items in terms of accessibility and/or subjugation facility (MacArthur & Pianka, 1966; Bennett, 1986). That is, the larger the anuran, the larger its capacity to escape from a predator (Formanowicz *et al.*, 1981). Therefore, these predators would have a higher energetic cost implied for searching, stalking, striking and subduing (including killing and ingesting) relatively larger prey. Another possibility would be an alteration in the encounter rate of predators and prey in the wild because of differences of habits and density among classes of size of both

invertebrates and anurans (MacArthur & Pianka, 1966). Therefore, it would be more advantageous, in energetic terms, to hunt for relatively smaller (Enders, 1975) and/or more accessible prey (Begon, Harper & Townsend, 1990). Nonetheless, the larger the anuran, the lower the risk of invertebrate predation (present study), and at a certain moment the anuran can become the predator of the invertebrate (see the Discussion).

Vertebrate predators were not included in this analysis; however, their inclusion would only reinforce our correlations and comparisons because vertebrates that prey on anurans are many times larger than their prey, are solitary hunters, and do not use traps or poison (with the exception of venomous snakes).

For hunting prey that are larger than they are, predators are commonly reported to make use of specialized tactics (Hespenheide, 1973; Enders, 1975; McCormick & Polis, 1982; present study). However, this does not exclude the availability of relatively smaller prey to these predators (Enders, 1975). Consequently, predators that use these tactics may capture a broader array of prey (with regard to size) when compared with solitary non-venomous predators. Consecutively, it is possible that an increase in the amplitude of prey sizes could allow a diversification (with regard to richness) of items that could be captured. However, our results do not sustain these hypotheses, that is we observed neither an increase in the amplitude of sizes of anurans that were captured (Fig. 4b and c) nor an increase in the richness of dietary items (Table 1) with the increment of predator body size (length). Therefore, we suggest that invertebrates could be selecting their prey because of energetic restrictions involved in the predatory process of searching, stalking, striking or subduing (including killing and ingesting; e.g. Brooks & Dodson, 1965; Griffiths, 1975, 1980; Bennett, 1986).

Predators and defence

Studying snakes and their predators, Greene (1997) suggested that, because endothermic predators (birds and mammals) have higher metabolic rates than ectothermic ones (Randall *et al.*, 2002), endothermic predators must ingest their prey at a higher rate. Therefore, birds and mammals must input a greater selective pressure over defensive strategies than ectothermic predators (such as snakes). Even though it could be true for anurans and their predators (it has never been tested), another factor must be considered in this relation. Although snakes do not feed at the same rate as endotherms, for example a single adult hawk is able to eat up to 18 adult anurans in a 4 h period (Bokermann, 1978), there is a much larger number of species and individuals (independent of the species) of snakes that hunt occasionally, preferentially or specifically for anurans. In contrast, birds and mammals are occasional predators, usually much more generalist (present study). Hence, if the relative abundance of snakes is higher than that of other predators (e.g. birds and mammals), in a determined area and in a determined time (the relative abundance of a

predator group varies within latitudinal ranges and within biomes; Greene, 1988), snakes should be considered the main anuran predators. As a consequence, it is possible that snakes have been (or are) driving the diversification of anuran defensive strategies (see the discussion in Vamosi, 2005). Similarly, spiders may play a significant role if invertebrates are taken into account (see Toledo, 2005).

Another aspect that seems to influence the divergence and maintenance of specific defensive behaviour is the success in escaping from predators (Greene, 1988). That is, predators that have commonly hunted anuran species, except anurans who present successful defences, are those driving the evolution of such mechanisms (Greene, 1988). This hypothesis is intuitive when considering anuran communities, because we have few experimental and field approaches that corroborate or reject it (e.g. Formanowicz *et al.*, 1981; Heinen, 1995; Heinen & Hammond, 1997; Leary & Razafindratsita, 1998). However, if this is true for anurans, not all snake and spider species are those driving the evolution of defensive mechanisms in anurans, but only some of them or even another group of species. All these suggestions still need clarification by means of field observations, experimentation and broader analysis.

Most of the *Eleutherodactylus* and *Craugastor* species (which represents the majority of the species in the family Brachycephalidae) occur spread on the forest floor (L. F. Toledo *et al.*, pers. obs.), have cryptic colorations and are very polymorphic (Hoffman & Blouin, 2000; Sander *et al.*, 2003). In contrast, aposematic and toxic *Brachycephalus* species can be found in very high densities distributed in a patch pattern on the forest floor. Some of the cryptic species of *Brachycephalus*, such as *Brachycephalus nodoterga*, can be found spread on the forest floor like *Eleutherodactylus* spp. and *Craugastor* spp. (L. F. Toledo *et al.*, pers. obs.). Hence, these morpho-ecological characteristics may efficiently prevent individuals of this family from being preyed upon. However, we do not exclude the possibility of their cryptic and distributional characteristics to difficult field observations of predation. Microhylids were also preyed upon less than expected. Most microhylids are fossorial and explosive breeders, emerging from their galleries a few days a year (Duellman & Trueb, 1994). Therefore, this would again explain the few numbers of predation accounts. The scenery for the other families that were not included in the confidence interval may change with additional predation reports and species descriptions.

Cross predation, cannibalism and threats

Although anurans are preyed upon by practically any kind of animal, we observed countless reports that lead us to suggest status inversion, that is from being prey they become predators when the size relationship becomes more favourable for the anurans. Stomach content studies provide many examples of anurans feeding primarily on small invertebrates (Pough *et al.*, 1998). Nevertheless, large-sized anurans, such as *Conraua goliath*, *Ceratophrys*, some *Leptodactylus*, *Pyxicephalus* and *Lithobates* spp., can prey upon

several types of vertebrates (Duellman & Trueb, 1994). *Lithobates catesbeianus*, for example, has already been reported feeding on fish (Cross & Gerstenberger, 2002), turtles (Graham, 1984), snakes (Carpenter, Casazza & Wylie, 2002; Rorabaugh & Humphrey, 2002), birds (Black, 1974), bats (Kirkpatrick, 1982), mice, minks (Beringer & Johnson, 1995) and other anurans, including conspecific individuals (references in Supplementary Material Appendix S1). Cannibalism is reported essentially among species of *Lithobates* (Stuart & Painter, 1993; Rombough, Jordan & Pearl, 2003; Supplementary Material Appendix S1), yet there is no evidence that conspecifics are able to recognize themselves, cannibalism being only an opportunistic form of predation (Duellman & Trueb, 1994). In this way, alien populations of *Li. catesbeianus*, introduced generally by frog farms, represent a strong threat to native vertebrate populations, but primarily for anuran populations (Batista, 2002; Borges-Martins & Di-Bernardo, 2002; Kats & Ferrer, 2003), because they are highly voracious convenience predators (*sensu* present study).

Another important anuran predator is the human being. Although the effects of hunting are relatively unknown, there is evidence of human impact over some populations or species (Schlaepfer, Hoover & Dodd, 2005), leading some of them to noticeable decline or even to extinction (Beebee, 1996; Collins & Storfer, 2003). Humans hunt for anurans essentially with three objectives: for (1) exhibitions and pets, (2) science or education and (3) skin and meat supply. The latter is most intense for large anurans, occurs all over the world and should be the most impacting (Beebee, 1996). As examples of species that have been hunted for human feeding, we can list *Co. goliath* (Africa), *Rana draytonii*, *Li. catesbeianus* (North America), *Leptodactylus fallax*, *Le. labyrinthicus*, *Le. ocellatus*, *Le. pentadactylus* (Central and South America), *Hoplobatrachus rugulosus* (Asia) and *Rana temporaria* (Europe) (Beebee, 1996; Collins & Storfer, 2003; AmphibiaWeb, 2005; Zina & Haddad, 2005; L. F. Toledo & C. F. B. Haddad, unpubl. data).

Finally, we believe that our study, rather than a closing review of the subject, must be considered a starting point for future research clarifying several aspects of the natural history of vertebrates (especially anurans), mainly aspects related to predation, defence and conservation. Our results may also help in studies of communities of predators, especially those involving size relationship analyses.

Acknowledgements

We thank Anne d'Heursel and Cynthia Prado for discussing earlier drafts of the manuscript; Harry W. Greene for reviewing and making valuable comments on the manuscript; Rogério P. Bastos for providing unpublished data; Rodrigo Lingnau for providing some old references; Christine Strüssmann, Marcio Martins, Gustavo Canale and Germano Woehl Jr. for providing pictures of *Leptodactylus* cf. *ocellatus*, *Hypsiboas faber*, *Hypsiboas lundii* and *Hypsiboas albomarginatus*, respectively; FAPESP (BIOTA proc.

no. 01/13341-3) and CNPq for grants to the Herpetology Lab; CAPES and CNPq for scholarships; and Idea Wild and Neotropical Grassland Conservancy for the donation of equipment.

References

- AmphibiaWeb (2005). *AmphibiaWeb: information on amphibian biology and conservation*. Berkeley, California. Available at: <http://elib.cs.berkeley.edu/aw/declines/exploitation.html> (accessed: 03/2005).
- Batista, C.G. (2002). *Rana catesbeianus* (bullfrog). Effects on native anuran community. *Herpetol. Rev.* **33**, 131.
- Beebee, T.J.C. (1996). *Ecology and conservation of amphibians*. London: Chapman & Hall.
- Begon, M., Harper, J.L. & Townsend, C.R. (1990). *Ecology: individuals, populations, and communities*. 2nd edn. Cambridge: Blackwell Scientific Publications.
- Bennett, A.F. (1986). Measuring behavioral energetics. In *Predator-prey relationships: perspectives and approaches from the study of lower vertebrates*: 69–81. Feder, M.E. & Lauder, G.V. (Eds). Chicago and London: University of Chicago Press.
- Beringer, J. & Johnson, T.R. (1995). *Rana catesbeianus* (bullfrog). Diet. *Herpetol. Rev.* **26**, 98.
- Black, J.H. (1974). Bullfrog eating a bird. *Herpetol. Rev.* **5**, 104.
- Bokermann, W.C.A. (1978). Observações sobre hábitos alimentares do gavião *Geranospiza caerulescens* (Vieillot, 1817) (Aves, Accipitridae). *Rev. Bras. Biol.* **38**, 715–720.
- Borges-Martins, M. & Di-Bernardo, M. (2002). Geographic distribution. *Rana catesbeianus* (American bullfrog). *Herpetol. Rev.* **33**, 319.
- Brodie, E.D. Jr. (1977). Hedgehogs use toad venom in their own defence. *Nature* **268**, 627–628.
- Brodie, E.D. III & Brodie, E.D. Jr. (1999a). Costs of exploiting poisonous prey: evolutionary trade-offs in a predator-prey arms race. *Evolution* **53**, 626–631.
- Brodie, E.D. III & Brodie, E.D. Jr. (1999b). Predator-prey arms races. Asymmetrical selection on predators and prey may be reduced when prey are dangerous. *BioScience* **49**, 557–568.
- Brooks, J.L. & Dodson, S.I. (1965). Predation, body size, and composition of plankton. *Science* **150**, 28–35.
- Bueno, A.A., Belentani, S.C.S. & Motta-Junior, J.C. (2002). Feeding ecology of the maned wolf, *Chrysocyon brachyurus* (Illiger, 1815) (Mammalia: Canidae), in the ecological station of Itirapina, São Paulo state, Brazil. *Biota Neotropica* **2**, 1–9.
- Carpenter, N.M., Casazza, M.L. & Wylie, G.D. (2002). *Rana catesbeianus* (bullfrog). Diet. *Herpetol. Rev.* **33**, 130.
- Cisneros, J.J. & Rosenheim, J.A. (1997). Ontogenetic change of prey preference in the generalist predator *Zelus renardii* and its influence on predator-predator interactions. *Ecol. Entomol.* **22**, 399–407.

- Collins, J.P. & Storfer, A. (2003). Global amphibian declines: sorting hypothesis. *Divers. Distrib.* **9**, 89–98.
- Cross, C.L. & Gerstenberger, S.L. (2002). *Rana catesbeianus* (American bullfrog). Diet. *Herpetol. Rev.* **33**, 129–130.
- Dodd, C.K. Jr. (1976). A bibliography of anuran defensive mechanisms. *Smith. Herpetol. Inform. Serv.* **37**, 1–10.
- Duellman, W.E. (1978). The biology of an equatorial herpetofauna in Amazonian Ecuador. *Univ. Kans. Mus. Nat. Hist. Misc. Publ.* **65**, 1–352.
- Duellman, W.E. & Trueb, L. (1994). *Biology of amphibians*. 2nd edn. Baltimore and London: Johns Hopkins University Press.
- Enders, F. (1975). The influence of hunting manner on prey size, particularly in spiders with long attack distances (Araneidae, Linyphidae, and Salticidae). *Am. Nat.* **109**, 737–763.
- Faivovich, J., Haddad, C.F.B., Garcia, P.C.A., Frost, D.R., Campbell, J.A. & Wheller, W.C. (2005). Systematic review of the frog family Hylidae, with special reference to Hylinae: phylogenetic analysis and taxonomic revision. *Bull. Am. Mus. Nat. Hist.* **294**, 1–240.
- Formanowicz, D.R. Jr., Stewart, M.M., Townsend, K., Pough, F.H. & Brussard, P.F. (1981). Predation by giant crab spiders on the Puerto Rican frog *Eleuterodactylus coqui*. *Herpetologica* **37**, 125–129.
- Froese, R. & Pauly, D. (2004). *FishBase. World Wide Web electronic publication*. www.fishbase.org, version (11/2004).
- Frost, D.R. (2004). *Amphibian species of the world: an online reference. Version 3.0*. Electronic Database accessible at <http://research.amnh.org/herpetology/amphibia/index.html>. New York: American Museum of Natural History.
- Frost, D.R., Grant, T., Faivovich, J., Bain, R.H., Haas, A., Haddad, C.F.B., Sá, R.O., Channing, A., Wilkinson, M., Donnellan, S.C., Raxworthy, C.J., Campbell, J.A., Blotto, B.L., Moler, P., Drews, R.C., Nussbaum, R.A., Lynch, J.D., Green, D.M. & Wheeler, W.C. (2006). The amphibian tree of life. *Bull. Am. Mus. Nat. Hist.* **297**, 1–371.
- Geffeney, S., Brodie, E.D. Jr. & Brodie, E.D. III. (2002). Mechanisms of adaptation in a predator–prey arms race: TTX-resistant sodium channels. *Science* **297**, 1336–1339.
- Graham, T.E. (1984). *Pseudemys rubriventris* (red-bellied-turtle). Predation. *Herpetol. Rev.* **15**, 19–20.
- Greene, H.W. (1988). Antipredator mechanisms in reptiles. In *Biology of the reptilia*: 1–151. Gans, C. & Huey, R.B. (Eds). New York: Alan R. Liss.
- Greene, H.W. (1997). *Snakes: the evolution of mystery in nature*. Berkeley: University of California Press.
- Griffiths, D. (1975). Prey availability and the food of predators. *Ecology* **56**, 1209–1214.
- Griffiths, D. (1980). Foraging costs and relative prey size. *Am. Nat.* **116**, 743–752.
- Haddad, C.F.B. & Bastos, R.P. (1997). Predation on the toad *Bufo crucifer* during reproduction (Anura; Bufonidae). *Amphibia-Reptilia* **18**, 295–298.
- Hartmann, P.A., Hartmann, M.T. & Giasson, L.O.M. (2003). Uso de hábitat e alimentação em juvenis de *Bothrops jararaca* (Serpentes, Viperidae) na Mata Atlântica do sudeste do Brasil. *Phyllomedusa* **2**, 35–41.
- Heinen, J.T. (1995). Predator cues and prey responses: a test using Eastern garter snakes (*Thamnophis s. sirtalis*) and American toads (*Bufo a. americanus*). *Copeia* **3**, 738–741.
- Heinen, J.T. & Hammond, G. (1997). Antipredator behaviors of newly metamorphosed green frogs (*Rana clamitans*) and leopard frogs (*R. pipiens*) in encounters with eastern snakes (*Thamnophis s. sirtalis*). *Am. Midl. Nat.* **137**, 136–144.
- Hespenheide, H.A. (1973). Ecological inferences from morphological data. *Annu. Rev. Ecol. Syst.* **4**, 213–229.
- Hinshaw, S.H. & Sullivan, B.K. (1990). Predation on *Hyla versicolor* and *Pseudacris crucifer* during reproduction. *J. Herpetol.* **24**, 196–197.
- Hoffman, E.A. & Blouin, M.S. (2000). A review of colour and pattern polymorphisms in anurans. *Biol. J. Linn. Soc.* **70**, 633–665.
- Kats, L.B. & Ferrer, R.P. (2003). Alien predators and amphibian declines: review of two decades of science and the transition to conservation. *Divers. Distrib.* **9**, 99–110.
- Kirkpatrick, R.D. (1982). *Rana catesbeianus* (bullfrog). Food. *Herpetol. Rev.* **13**, 17.
- Koperski, P. (1997). Changes in feeding behaviour of the larvae of the damselfly *Enallagma cyathigerum* in response to stimuli from predators. *Ecol. Entomol.* **22**, 167–175.
- Leary, C.J. & Razafindratsita, V.R. (1998). Attempt predation on a hylid frog, *Phrynohyas venulosa*, by an indigo snake, *Drymarchon corais*, and the response of conspecific frogs to distress calls. *Amphibia-Reptilia* **19**, 442–446.
- Lepage, D. (2005). *Avibase: the world bird database*. <http://www.bsc-eoc.org/avibase/avibase.jsp?lang=ENandpg=home>.
- MacArthur, R.H. & Pianka, E.R. (1966). On optimal use of a patchy environment. *Am. Nat.* **100**, 603–609.
- Marques, O.V.A., Eterovick, A. & Endo, W. (2001). Seasonal activity of snakes in the Atlantic forest in southeastern Brazil. *Amphibia-Reptilia* **22**, 103–111.
- Martins, M. & Oliveira, M.E. (1999–dated 1998). Natural history of snakes in forests of the Manaus region, Central Amazonia, Brazil. *Herpetol. Nat. Hist.* **6**, 78–150.
- Martins, M., Sazima, I. & Egler, S.G. (1993). Predators of the nest building gladiator frog, *Hyla faber*, in southeastern Brazil. *Amphibia-Reptilia* **14**, 307–309.
- Master, T.L. (1999). Predation by rufous motmot on black-and-green poison dart frog. *Wilson Bull.* **111**, 439–440.
- McCormick, S. & Polis, G.A. (1982). Arthropods that prey on vertebrates. *Biol. Rev.* **57**, 29–58.
- McNab, B.K. (1983). Ecological and behavioral consequences of adaptation to various food resources. In *Advances in the study of mammalian behavior*: 664–697. Eisenberg, J.F. & Kleiman, D.G. (Eds). Shippensburg: The American Society of Mammalogists.

- Menin, M., Rodrigues, D.J. & Azevedo, C.S. (2005). Predation on amphibians by spiders (Arachnida, Araneae) in the neotropical region. *Phyllomedusa* **4**, 39–47.
- Michaud, E.J. & Dixon, J.R. (1989). Prey items of 20 species of the neotropical colubrid snake genus *Liophis*. *Herpetol. Rev.* **20**, 39–41.
- Nascimento, L.B., Caramaschi, U. & Cruz, C.A.G. (2005). Taxonomic review of the species groups of the genus *Physalaemus* Fitzinger, 1826 with revalidation of the genera *Engystomops* Jiménez-de-la-Espada, 1872 and *Eupemphix* Steindachner, 1863 (Amphibia, Anura, Leptodactylidae). *Arq. Mus. Nac.* **63**, 297–230.
- Nogueira, C., Sawaya, R.J. & Martins, M. (2003). Ecology of the pitviper, *Bothrops moojeni*, in the Brazilian cerrado. *J. Herpetol.* **37**, 653–659.
- Olson, D.H. (1989). Predation on breeding Western toads (*Bufo boreas*). *Copeia* **2**, 391–397.
- Pough, F.H., Andrews, R.M., Cadle, J.E., Crump, M.L., Savitzky, A.H. & Wells, K.D. (1998). *Herpetology*. New Jersey: Prentice-Hall.
- Pough, F.H., Heiser, J.B. & McFarland, W.N. (1990). *Vertebrate life*. 3rd edn. New York: Macmillan Publishing Company.
- Poulin, B., Lefebvre, G., Ibanez, R., Jaramillo, C., Hernandez, C. & Rand, A.S. (2001). Avian predation upon lizards and frogs in a neotropical forest understorey. *J. Trop. Ecol.* **17**, 21–40.
- Randall, D.J., Burggren, W.W., French, K. & Fernald, R. (2002). *Eckert's animal physiology*. 5th edn. New York: W. H. Freeman.
- Rombough, C.J., Jordan, D.J. & Pearl, C.A. (2003). *Rana cascade* (cascade frog). Cannibalism. *Herpetol. Rev.* **34**, 138.
- Rorabaugh, K.A.K. & Humphrey, J.A. (2002). *Rana catesbeianus* (bullfrog). Diet. *Herpetol. Rev.* **33**, 130–131.
- Ryan, M.J. (1985). Costs of reproduction: predation. In *The Tungara frog: a study in sexual selection and communication*: 163–185. Ryan, M.J. (Ed.). Chicago and London: University of Chicago Press.
- Sander, J.M., Germano, J.M., Powell, R. & Henderson, R.W. (2003). Colour and pattern polymorphism in *Eleutherodactylus johnstonei* on Grenada. *Herpetol. Bull.* **83**, 22–25.
- Sazima, I. (1992). Natural history of jararaca pitviper, *Bothrops jararaca* in southeastern Brazil. In *Biology of the pitvipers*: 199–216. Campbell, J.A. & Brodie, E.D. Jr. (Eds). Tyler, TX: Selva.
- Schlaepfer, M.A., Hoover, C. & Dodd, C.K. Jr. (2005). Challenges in evaluating the impact of the trade in amphibians and reptiles on wild populations. *BioScience* **55**, 256–264.
- Seamark, E.C.J. & Bogdanowicz, W. (2002). Feeding ecology of the common slit-faced bat (*Nycteris thebaica*) in Kwa-Zulu-Natal, South Africa. *Acta Chiropterol.* **4**, 49–54.
- Stuart, J.N. & Painter, C. (1993). *Rana catesbeianus* (bullfrog). Cannibalism. *Herpetol. Rev.* **24**, 103.
- Tandler, B., Phillips, C.J. & Nagato, T. (1996). Histological convergent evolution of the accessory submandibular glands in four species of frog-eating bats. *Eur. J. Morphol.* **34**, 163–168.
- Toledo, L.F. (2005). Predation of juvenile and adult anurans by invertebrates: current knowledge and perspectives. *Herpetol. Rev.* **36**, 395–400.
- Toledo, L.F., Woehl, G. Jr., Woehl, E.N. & Prado, C.P.A. (2005). *Scinax nasicus*, *Hyla albomarginata*, *Hyla bischoffi* and *Phyllomedusa distincta* (tree frogs): a vian predation. *Herpetol. Bull.* **92**, 31–32.
- Toledo, R.C. & Jared, C. (1995). Cutaneous granular glands and amphibian venoms. *Comp. Biochem. Physiol.* **111A**, 1–29.
- Tuttle, M.D., Taft, L.K. & Ryan, M.J. (1982). Evasive behaviour of a frog in response to bat predation. *Anim. Behav.* **30**, 393–397.
- Uetz, P., Chenna, R., Etzold, T. & Hallermann, J. (2005). *The Embl reptile database*. Available on: <http://www.embl-heidelberg.de/~uetz/LivingReptiles.html>
- Vamosi, S.M. (2005). On the role of enemies in divergence and diversification of prey: a review and synthesis. *Can. J. Zool.* **83**, 894–910.
- Vanzolini, P.E., Ramos-Costa, A.M.M. & Vitt, L.J. (1980). *Répteis das Caatingas*. Rio de Janeiro: Academia Brasileira de Ciências.
- Wilson, D.E. & Reeder, D.M. (1993). *Mammal species of the world*. Smithsonian Institution Press. Online reference available at: <http://nmmhgoph.si.edu/msw/>.
- Zar, J.H. (1999). *Biostatistical analysis*. 4th edn. New Jersey: Prentice-Hall.
- Zina, J. & Haddad, C.F.B. (2005). Reproductive activity and vocalizations of *Leptodactylus labyrinthicus* (Anura: Leptodactylidae) in southeastern Brazil. *Biota Neotropica* **5**, 1–11.

Supplementary material

The following material is available for this article online:

Appendix S1 Vertebrate predators (136 species; 50 families) and their respective prey: post-metamorphic anurans (137 species; 16 families) reviewed from 243 reports (including unpublished observations).

This material is available as part of the online article from <http://www.blackwell-synergy.com>

Appendix I. Vertebrate predators (136 species; 50 families) and their respective prey: post-metamorphic anurans (137 species; 16 families) reviewed from 243 reports (including unpublished observations).

Vertebrate Predator		Anuran Prey		Reference
Higher Taxa	species	Family	species	
Osteichthyes				
Anguillidae	<i>Anguilla reinhardtii</i>	Hylidae	<i>Litoria lesueurii</i>	Harvey <i>et al.</i> , 1999
Centrarchidae	<i>Lepomis cyanellus</i>	Hylidae	<i>Pseudacris cadaverina</i>	Ervin <i>et al.</i> , 2000
	<i>Micropterus salmoides</i>	Hylidae	<i>Pseudacris cadaverina</i>	Hovey & Ervin, 2005
	<i>Micropterus salmoides</i>	Ranidae	<i>Lithobates pipiens</i>	Cochran, 1982
	<i>Micropterus salmoides</i>	Ranidae	<i>Lithobates sylvaticus</i>	Cochran, 1999
Characidae	<i>Brycon guatemalensis</i>	Dendrobatidae	<i>Dendrobates auratus</i>	Hedstrom & Bolaños, 1986
Erythrinidae	<i>Hoplias cf. malabaricus</i>	Bufoidea	<i>Chaunus ornatus</i>	Haddad & Bastos, 1997
Salmonidae	<i>Salmo trutta</i>	Hylidae	<i>Pseudacris crucifer</i>	Cochran & Cochran, 2003
	<i>Salmo trutta</i>	Ranidae	<i>Rana cascadae</i>	Simons, 1998
Amphibia				
Anura				
Bufoidea	<i>Anaxyrus terrestris</i>	Ranidae	<i>Lithobates heckscheri</i>	Beane & Pusser, 2005
	<i>Chaunus jimi</i>	Bufoidea	<i>Chaunus granulatus</i>	Guix, 1993
Ceratophryidae	<i>Ceratophrys aurita</i>	Bufoidea	<i>Chaunus schneideri</i>	R. P. Bastos, unpubl. data
	<i>Ceratophrys cranwelli</i>	Leptodactylidae	<i>Physalaemus biligonigerus</i>	Wild, 2001
	<i>Ceratophrys cranwelli</i>	Microhylidae	<i>Dermatonotus muelleri</i>	Wild, 2001
Hylidae	<i>Hypsiboas faber</i>	Hylidae	<i>Scinax granulatus</i>	Solé <i>et al.</i> , 2004
Leptodactylidae	<i>Leptodactylus labyrinthicus</i>	Hylidae	<i>Hypsiboas albopunctatus</i>	L. F. Toledo & O. G. S. Araújo, unpubl. data
	<i>Leptodactylus labyrinthicus</i>	Hylidae	<i>Hypsiboas faber</i>	C. F. B. Haddad, unpubl. data
	<i>Leptodactylus labyrinthicus</i>	Leptodactylidae	<i>Eupemphix nattereri</i>	Silva <i>et al.</i> , 2003
	<i>Leptodactylus ocellatus</i>	Hylidae	<i>Hypsiboas albomarginatus</i>	C. F. B. Haddad, unpubl. data
	<i>Leptodactylus ocellatus</i>	Hylidae	<i>Hypsiboas faber</i>	Haddad & Sazima, 1992
	<i>Leptodactylus ocellatus</i>	Leptodactylidae	<i>Leptodactylus ocellatus</i>	Kokubum & Rodrigues, 2005
	<i>Leptodactylus ocellatus</i>	Leptodactylidae	<i>Eupemphix nattereri</i>	Rodrigues & Filho, 2004
	<i>Leptodactylus pentadactylus</i>	Leptodactylidae	<i>Hypsiboas rosenbergi</i>	Kluge, 1981
	<i>Leptodactylus podicipinus</i>	Bufoidea	<i>Chaunus granulatus</i>	Guimarães <i>et al.</i> , 2004
	<i>Litoria aurea</i>	Leiopelmatidae	<i>Leiopelma archeyi</i>	Thurley & Bell, 1994
Ranidae	<i>Ptychadena mascareniensis</i>	Mantellidae	<i>Mantidactylus wittei</i>	McIntyre & Ramanamanjato, 1999
	<i>Rana aurora</i>	Hylidae	<i>Pseudacris regilla</i>	Arnold & Halliday, 1986

	<i>Lithobates blairi</i>	Hylidae	<i>Pseudacris triseriata</i>	Bolek & Janvy Jr., 2004
	<i>Rana cascade</i>	Ranidae	<i>Rana cascadae</i>	Rombough <i>et al.</i> , 2003
	<i>Lithobates catesbeianus</i>	Bufonidae	<i>Anaxyrus californicus</i>	Griffin & Case, 2002
	<i>Lithobates catesbeianus</i>	Bufonidae	<i>Anaxyrus fowleri</i>	Smith & Green, 2002
	<i>Lithobates catesbeianus</i>	Bufonidae	<i>Anaxyrus nelsoni</i>	Jones <i>et al.</i> , 2003
	<i>Lithobates catesbeianus</i>	Hylidae	<i>Pseudacris triseriata</i>	Bolek & Janvy Jr., 2004
	<i>Lithobates catesbeianus</i>	Ranidae	<i>Rana aurora</i>	Cook, 2002
	<i>Lithobates catesbeianus</i>	Ranidae	<i>Rana boylei</i>	Crayon, 1998
	<i>Lithobates catesbeianus</i>	Ranidae	<i>Lithobates catesbeianus</i>	Stuart & Painter, 1993
	<i>Lithobates catesbeianus</i>	Scaphiopodidae	<i>Scaphiopus hammondi</i>	Hays & Warner, 1985
	<i>Rana luteiventris</i>	Bufonidae	<i>Anaxyrus boreas</i>	Pearl, 2000
	<i>Rana luteiventris</i>	Ranidae	<i>Rana luteiventris</i>	Pilliod, 1999
	<i>Rana pretiosa</i>	Ranidae	<i>Rana pretiosa</i>	Pilliod, 1999
	<i>Lithobates vaillanti</i>	Hylidae	<i>Agalychnis callidryas</i>	Vaughan, 2003
Caudata				
Ambystomatidae	<i>Dicamptodon copei</i>	Leiopelmatidae	<i>Ascaphus truei</i>	Aresco & Reed, 1998
Reptilia				
Crocodylia				
Alligatorinae	<i>Caiman crocodilus</i>	Bufonidae	<i>Chaunus granulatus</i>	Gorzula, 1977
	<i>Caiman crocodilus</i>	Leptodactylidae	<i>Pleuroderma brachyops</i>	Gorzula, 1977
	<i>Caiman crocodilus</i>	Microhylidae	<i>Elachistocleis ovalis</i>	Gorzula, 1977
	<i>Caiman yacare</i>	Hylidae	<i>Pseudis paradoxa</i>	Santos <i>et al.</i> 1996
	<i>Paleosuchus palpebrosus</i>	Bufonidae	<i>Chaunus scheneideri</i>	L. F. Toledo, unpubl. data
Rynchocephalia				
Sphenodontidae	<i>Sphenodon punctatus</i>	Leiopelmatidae	<i>Leiopelma hamiltoni</i>	Newman, 1977
Sauria				
Gekkonidae	<i>Thecadactylus rapicauda</i>	Brachycephalidae	<i>Eleutherodactylus johnstonei</i>	Henderson & Berg, 2005
Gerrhosauridae	<i>Zonosaurus madagascariensis</i>	Mantellidae	<i>Mantella laevigata</i>	Heying, 2001
Teiidae	<i>Ameiva festiva</i>	Leptodactylidae	<i>Leptodactylus poecilochilus</i>	Toral, 2004
	<i>Crocodylus amazonicus</i>	Bufonidae	<i>Chaunus marinus</i>	Costa <i>et al.</i> , 2005
	<i>Tupinambis merianae</i>	Leptodactylidae	<i>Leptodactylus ocellatus</i>	Silva & Hillesheim, 2004
	<i>Tupinambis merianae</i>	Bufonidae	<i>Chaunus schneideri</i>	L. F. Toledo, unpubl. data
	<i>Tupinambis teguixim</i>	Leptodactylidae	<i>Leptodactylus mystaceus</i>	Souza <i>et al.</i> , 2002

Serpentes

Boidae

Colubridae

<i>Boiga irregularis</i>	Bufonidae	<i>Chaunus marinus</i>	Caudell <i>et al.</i> , 2000
<i>Alsophis portoricensis</i>	Brachycephalidae	<i>Eleutherodactylus antillensis</i>	Rodríguez-Robles & Leal, 1993
<i>Alsophis portoricensis</i>	Brachycephalidae	<i>Eleutherodactylus coqui</i>	Rodríguez-Robles & Leal, 1993
<i>Antillophis andreae</i>	Bufonidae	<i>Peltophryne peltoccephalus</i>	Fong, 2004
<i>Antillophis andreae</i>	Brachycephalidae	<i>Euhyas dimidiatus</i>	Fong, 2004
<i>Chironius exoletus</i>	Hylidae	<i>Phyllomedusa distincta</i>	Castanho, 1996
<i>Chironius multiventris</i>	Hylidae	<i>Bokermannohyla circumdata</i>	Rocha <i>et al.</i> , 1999
<i>Chironius multiventris</i>	Cycloramphidae	<i>Proceratophrys appendiculata</i>	Rocha <i>et al.</i> , 1999
<i>Clelia bicolor</i>	Hylidae	<i>Trachycephalus venulosus</i>	Prado, 2003
<i>Dendrelaphis pictus</i>	Dicroglossidae	<i>Ferjevaria limnocharis</i>	Pauwels, 2002
<i>Enhydria plumbea</i>	Dicroglossidae	<i>Ferjevaria limnocharis</i>	Pauwels, 2002
<i>Helicops angulatus</i>	Hylidae	<i>Hypsiboas crepitans</i>	Silva Jr. <i>et al.</i> , 2003
<i>Helicops infrataeniatus</i>	Hylidae	<i>Phyllomedusa iheringii</i>	Feltrim & Cechin, 2000
<i>Helicops infrataeniatus</i>	Leptodactylidae	<i>Eupemphix nattereri</i>	Martins & Duarte, 2003
<i>Heterodon platirhinos</i>	Bufonidae	<i>Anaxyrus fowleri</i>	Tucker, 2000
<i>Heterodon platirhinos</i>	Ranidae	<i>Lithobates pipiens</i>	Bakkegard & Greene, 2002
<i>Leimadophis epinephelus</i>	Dendrobatidae	<i>Phyllobates terribilis</i>	Myers <i>et al.</i> , 1978.
<i>Leptodeira annulata</i>	Hylidae	<i>Hypsiboas rosenbergi</i>	Kluge, 1981
<i>Leptodeira annulata</i>	Ranidae	<i>Lithobates vaillanti</i>	Mora, 1999
<i>Leptodeira septentrionalis</i>	Hylidae	<i>Scinax elaeochroa</i>	Russell <i>et al.</i> , 1999
<i>Leptophis ahaetulla</i>	Hylidae	<i>Trachycephalus venulosus</i>	Albuquerque & Di-Bernardo, 2005
<i>Leptophis ahaetulla</i>	Hylidae	<i>Dendropsophus nanus</i>	Lopez <i>et al.</i> , 2003
<i>Leptophis ahaetulla</i>	Hylidae	<i>Scinax cf. acuminatus</i>	Lopez <i>et al.</i> , 2003
<i>Leptophis ahaetulla</i>	Hylidae	<i>Scinax nasicus</i>	Lopez <i>et al.</i> , 2003
<i>Liophis anomalus</i>	Bufonidae	<i>Chaunus arenarum</i>	Michaud & Dixon, 1989
<i>Liophis anomalus</i>	Bufonidae	<i>Chaunus dorbignyi</i>	Michaud & Dixon, 1989
<i>Liophis anomalus</i>	Bufonidae	<i>Chaunus granulatus</i>	Michaud & Dixon, 1989
<i>Liophis anomalus</i>	Ceratophryidae	<i>Ceratophrys ornata</i>	Michaud & Dixon, 1989
<i>Liophis anomalus</i>	Leptodactylidae	<i>Leptodactylus ocellatus</i>	Michaud & Dixon, 1989
<i>Liophis cobella</i>	Dendrobatidae	<i>Mannophryne trinitatis</i>	Michaud & Dixon, 1989
<i>Liophis dilepis</i>	Leptodactylidae	<i>Leptodactylus fuscus</i>	Michaud & Dixon, 1989
<i>Liophis dilepis</i>	Leptodactylidae	<i>Leptodactylus ocellatus</i>	Michaud & Dixon, 1989
<i>Liophis dilepis</i>	Leptodactylidae	<i>Physalaemus cuvieri</i>	Michaud & Dixon, 1989

<i>Liophis epinephelus</i>	Bufonidae	<i>Atelopus varius</i>	Greene, 1997
<i>Liophis epinephelus</i>	Bufonidae	<i>Chaunus marinus</i>	Michaud & Dixon, 1989
<i>Liophis epinephelus</i>	Bufonidae	<i>Rhinella margaritifera</i>	Michaud & Dixon, 1989
<i>Liophis epinephelus</i>	Brachycephalidae	<i>Craugastor fitzingeri</i>	Michaud & Dixon, 1989
<i>Liophis lineatus</i>	Hylidae	<i>Scinax ruber</i>	Michaud & Dixon, 1989
<i>Liophis lineatus</i>	Leptodactylidae	<i>Leptodactylus fuscus</i>	Michaud & Dixon, 1989
<i>Liophis melanotus</i>	Bufonidae	<i>Chaunus granulosis</i>	Michaud & Dixon, 1989
<i>Liophis meridionalis</i>	Leptodactylidae	<i>Leptodactylus fuscus</i>	Kokubum & Giaretta, 2002
<i>Liophis miliaris</i>	Bufonidae	<i>Chaunus granulosis</i>	Michaud & Dixon, 1989
<i>Liophis miliaris</i>	Leptodactylidae	<i>Leptodactylus ocellatus</i>	Michaud & Dixon, 1989
<i>Liophis miliaris</i>	Microhylidae	<i>Elachistocleis bicolor</i>	Michaud & Dixon, 1989
<i>Liophis miliaris</i>	Pipidae	<i>Pipa carvalhoi</i>	Michaud & Dixon, 1989
<i>Liophis poecilogyrus</i>	Bufonidae	<i>Chaunus arenarum</i>	Michaud & Dixon, 1989
<i>Liophis poecilogyrus</i>	Bufonidae	<i>Chaunus dorbignyi</i>	Michaud & Dixon, 1989
<i>Liophis poecilogyrus</i>	Bufonidae	<i>Chaunus granulosis</i>	Michaud & Dixon, 1989
<i>Liophis poecilogyrus</i>	Hylidae	<i>Hypsiboas multifasciatus</i>	Silva Jr. <i>et al.</i> , 2003
<i>Liophis poecilogyrus</i>	Hylidae	<i>Hypsiboas pulchellus</i>	Michaud & Dixon, 1989
<i>Liophis poecilogyrus</i>	Hylidae	<i>Trachycephalus venulosus</i>	Silva Jr. <i>et al.</i> , 2003
<i>Liophis poecilogyrus</i>	Hylidae	<i>Scinax ruber</i>	Michaud & Dixon, 1989
<i>Liophis poecilogyrus</i>	Leptodactylidae	<i>Leptodactylus ocellatus</i>	Michaud & Dixon, 1989
<i>Liophis poecilogyrus</i>	Leptodactylidae	<i>Leptodactylus ocellatus</i>	Michaud & Dixon, 1989
<i>Liophis poecilogyrus</i>	Cycloramphidae	<i>Odontophrynus americanus</i>	Michaud & Dixon, 1989
<i>Liophis poecilogyrus</i>	Leptodactylidae	<i>Physalaemus cuvieri</i>	Michaud & Dixon, 1989
<i>Liophis poecilogyrus</i>	Leptodactylidae	<i>Physalaemus fernandezae</i>	Michaud & Dixon, 1989
<i>Liophis poecilogyrus</i>	Leptodactylidae	<i>Physalaemus gracilis</i>	Michaud & Dixon, 1989
<i>Liophis poecilogyrus</i>	Pipidae	<i>Pipa carvalhoi</i>	Michaud & Dixon, 1989
<i>Liophis reginae</i>	Bufonidae	<i>Rhinella margaritifera</i>	Michaud & Dixon, 1989
<i>Liophis reginae</i>	Dendrobatidae	<i>Mannophryne trinitatis</i>	Michaud & Dixon, 1989
<i>Liophis reginae</i>	Hylidae	<i>Scinax ruber</i>	Michaud & Dixon, 1989
<i>Liophis reginae</i>	Brachycephalidae	<i>Craugastor biporcatus</i>	Michaud & Dixon, 1989
<i>Liophis reginae</i>	Brachycephalidae	<i>Eleutherodactylus terraebolivaris</i>	Michaud & Dixon, 1989
<i>Liophis reginae</i>	Leptodactylidae	<i>Leptodactylus wagneri</i>	Michaud & Dixon, 1989
<i>Liophis sagittifer</i>	Leptodactylidae	<i>Leptodactylus ocellatus</i>	Michaud & Dixon, 1989
<i>Liophis typhlus</i>	Leptodactylidae	<i>Leptodactylus mystacinus</i>	Michaud & Dixon, 1989

<i>Liophis viridis</i>	Hylidae	<i>Scinax ruber</i>	Michaud & Dixon, 1989
<i>Liophis viridis</i>	Leptodactylidae	<i>Physalaemus cuvieri</i>	Michaud & Dixon, 1989
<i>Masticophis flagellum</i>	Scaphiopodidae	<i>Scaphiopus couchii</i>	Ryberg & Dayton, 2004
<i>Nerodia fasciata</i>	Ranidae	<i>Lithobates capito</i>	Jensen, 2000
<i>Nerodia fasciata</i>	Scaphiopodidae	<i>Scaphiopus holbrookii</i>	Palis, 2000
<i>Nerodia valida</i>	Bufonidae	<i>Anaxyrus punctatus</i>	Blazquez, 1996
<i>Philodryas patagoniensis</i>	Bufonidae	<i>Chaunus granulatus</i>	Lopez, 2003
<i>Philodryas patagoniensis</i>	Leptodactylidae	<i>Leptodactylus gracilis</i>	Lopez, 2003
<i>Pliocercus euryzonus</i>	Brachycephalidae	<i>Eleutherodactylus</i> sp.	Greene, 1997
<i>Ptyas korros</i>	Dicroglossidae	<i>Fejervaria limnocharis</i>	Pauwels, 2002
<i>Rhabdophis murudensis</i>	Megophryidae	<i>Megophrys kobayashii</i>	Das & Tuen, 2005
<i>Thamnodynastes strigatus</i>	Hylidae	<i>Dendropsophus minutus</i>	C. F. B. Haddad, unpubl. data
<i>Thamnodynastes strigatus</i>	Hylidae	<i>Hypsiboas faber</i>	Souza <i>et al.</i> , 2003
<i>Thamnodynastes strigatus</i>	Cycloramphidae	<i>Crossodactylus</i> cf. <i>bokermanni</i>	Kopp & Wachlevski, 2005
<i>Thamnodynastes strigatus</i>	Cycloramphidae	<i>Odontophrynus americanus</i>	Souza <i>et al.</i> , 2003
<i>Thamnodynastes strigatus</i>	Ranidae	<i>Lithobates catesbeianus</i>	Souza <i>et al.</i> , 2003
<i>Thamnophis atratus</i>	Ranidae	<i>Rana cascadae</i>	Garwood & Welsh Jr., 2005
<i>Thamnophis cyrtopsis</i>	Bufonidae	<i>Cranopsis occidentalis</i>	Abbadié-Bisogno <i>et al.</i> , 2003
<i>Thamnophis elegans</i>	Ranidae	<i>Rana pretiosa</i>	Reaser & Dexter, 1996
<i>Thamnophis hammindii</i>	Bufonidae	<i>Anaxyrus californicus</i>	Griffin & Case, 2002
<i>Thamnophis hammindii</i>	Hylidae	<i>Pseudacris regilla</i>	Ervin & Fisher, 2001
<i>Thamnophis hammindii</i>	Pipidae	<i>Xenopus laevis</i>	Ervin & Fisher, 2001
<i>Thamnophis hammindii</i>	Scaphiopodidae	<i>Spea hammondii</i>	Ervin & Fisher, 2001
<i>Thamnophis sauritus</i>	Hylidae	<i>Osteopilus septentrionalis</i>	Love, 1995
<i>Thamnophis scalaris</i>	Ranidae	<i>Lithobates neovolcanica</i>	Romero <i>et al.</i> , 2003
<i>Thamnophis sirtalis</i>	Leiopelmatidae	<i>Ascaphus truei</i>	Karraker, 2001
<i>Thamnophis sirtalis</i>	Hylidae	<i>Osteopilus septentrionalis</i>	Jansen, 1997
<i>Thamnophis sirtalis</i>	Ranidae	<i>Rana cascadae</i>	Garwood & Welsh Jr., 2005
<i>Thamnophis sirtalis</i>	Ranidae	<i>Rana muscosa</i>	Feldman & Wilkinson, 2000
<i>Thamnophis sirtalis</i>	Ranidae	<i>Rana aurora</i>	Maclay <i>et al.</i> , 2004
<i>Thamnophis valida</i>	Scaphiopodidae	<i>Scaphiopus couchii</i>	Grismer, 2000
<i>Xenochrophis flavopunctatus</i>	Dicroglossidae	<i>Fejervaria limnocharis</i>	Pauwels, 2002
<i>Xenoxobelis argenteus</i>	Bufonidae	<i>Rhinella proboscidea</i>	Menin, 2005
<i>Xenodon newiedii</i>	Hylidae	<i>Bokermannohyla hylax</i>	Silva & Rodrigues, 2001

Hidrophiidae	<i>Pseudechis porphyriacus</i>	Bufo	<i>Chaunus marinus</i>	Fearn, 2003
Viperidae	<i>Agkistrodon piscivorus</i>	Ranidae	<i>Lithobates clamitans</i>	Cross, 2002
	<i>Agkistrodon piscivorus</i>	Ranidae	<i>Lithobates sphenoccephala</i>	Cross, 2002
	<i>Bothrops ammodytoides</i>	Cycloramphidae	<i>Odontophrynus occidentalis</i>	Avila & Morando, 1998
	<i>Bothrops asper</i>	Brachycephalidae	<i>Eleutherodactylus</i> sp.	Greene, 1997
	<i>Bothrops atrox</i>	Leptodactylidae	<i>Leptodactylus fuscus</i>	Macedo-Bernarde & Bernarde, 2005
	<i>Bothrops jararaca</i>	Cycloramphidae	<i>Cycloramphus boraceiensis</i>	Giaretta & Nunes, 1997
	<i>Porthidium nasutum</i>	Brachycephalidae	<i>Eleutherodactylus</i> sp.	Greene, 1997
	<i>Porthidium nasutum</i>	Ranidae	<i>Lithobates warszewitschii</i>	Warner & Kolbe, 2003
Testudines				
Kinosternidae	<i>Kinosternon sonoriense</i>	Bufo	<i>Anaxyrus punctatus</i>	Ligon & Stone, 2003
Testudinidae	<i>Gopherus polyphemus</i>	Ranidae	<i>Lithobates sevosa</i>	Braid <i>et al.</i> , 2000
Aves				
Accipitridae	<i>Haliaeetus leucocephalus</i>	Ranidae	<i>Lithobates catesbeianus</i>	Applegate, 1990
	<i>Haliaeetus leucocephalus</i>	Ranidae	<i>Lithobates palustris</i>	Applegate, 1990
Anatidae	<i>Buteo jamaicensis</i>	Bufo	<i>Anaxyrus boreas</i>	Jones & Stiles, 2000
	<i>Buteo magnirostris</i>	Leptodactylidae	<i>Leptodactylus ocellatus</i>	Souza <i>et al.</i> , 2003
	<i>Anas platyrhynchos</i>	Ranidae	<i>Rana aurora</i>	Hayes & Rombough, 2004
	<i>Anas platyrhynchos</i>	Ranidae	<i>Rana boylei</i>	Bombough <i>et al.</i> , 2005
	<i>Anas platyrhynchos</i>	Ranidae	<i>Rana temporaria</i>	Bombough <i>et al.</i> , 2005
	<i>Anas platyrhynchos</i>	Ranidae	<i>Lithobates sylvaticus</i>	Bombough <i>et al.</i> , 2005
	<i>Oxyura ferruginea</i>	Ceratophryidae	<i>Atelognathus patagonicus</i>	Cuello <i>et al.</i> , 2005
Ardeidae	<i>Ardea herodias</i>	Pipidae	<i>Xenopus laevis</i>	Crayon & Hothem, 1998
	<i>Ardea herodias</i>	Ranidae	<i>Rana aurora</i>	Fellers & Wood, 2004
	<i>Nycticorax nycticorax</i>	Pipidae	<i>Xenopus laevis</i>	Crayon & Hothem, 1998
	<i>Tigrisoma lineatum</i>	Hylidae	<i>Pseudis paradoxa</i>	Prado, 2003
	<i>Tigrisoma lineatum</i>	Leptodactylidae	<i>Leptodactylus chaquensis</i>	Prado, 2003
Corvidae	<i>Corvus macrorhynchos</i>	Bufo	<i>Bufo parietalis</i>	Krishna & Vijayalaxmi, 2004
Cracidae	<i>Penelope superciliaris</i>	Brachycephalidae	<i>Brachycephalus ephippium</i>	Carvalho, 1941
Cuculidae	<i>Guira guira</i>	Leptodactylidae	<i>Physalaemus cf. fuscomaculatus</i>	Kokubum & Zacca, 2003
	<i>Piaya cayana</i>	Hylidae	<i>Osteocephalus taurinus</i>	Cintra & Sanaiotti, 1990
Falconidae	<i>Polyborus plancus</i>	Hylidae	<i>Bokermannohyla alvarengai</i>	Machado & Galdino, 2005
Icteridae	<i>Quiscalus quiscula</i>	Scaphiopodidae	<i>Scaphiopus holbrookii</i>	Palis, 2000
Laridae	<i>Larus delawarensis</i>	Bufo	<i>Anaxyrus fowleri</i>	Smith & Green, 2005

	<i>Larus maculipennis</i>	Ceratophryidae	<i>Atelognathus patagonicus</i>	Cuello <i>et al.</i> , 2005
Momotidae	<i>Baryphthengus martii</i>	Dendrobatidae	<i>Dendrobates auratus</i>	Master, 1998
Odontophoridae	<i>Colinus virginianus</i>	Scaphiopodidae	<i>Scaphiopus hurterii</i>	McCoid <i>et al.</i> , 1999
Phalacrocoracidae	<i>Phalacrocorax carbo</i>	Pipidae	<i>Xenopus laevis</i>	Kopij, 1998
	<i>Phalacrocorax carbo</i>	Pyxicephalidae	<i>Amietia angolensis</i>	Kopij, 1998
Podicipedidae	<i>Podiceps occipitalis</i>	Ceratophryidae	<i>Atelognathus patagonicus</i>	Cuello <i>et al.</i> , 2005
	<i>Podiceps rolland</i>	Ceratophryidae	<i>Atelognathus patagonicus</i>	Cuello <i>et al.</i> , 2005
Sturnidae	<i>Sturnus vulgaris</i>	Scaphiopodidae	<i>Scaphiopus holbrookii</i>	Palis, 2000
Threskiornithidae	<i>Theristicus caudatus</i>	Bufonidae	<i>Chaunus granulatus</i>	Carvalho, 1941
	<i>Theristicus caudatus</i>	Microhylidae	<i>Elachistocleis cf. ovalis</i>	Carvalho, 1941
Tinamidae	<i>Tinamus solitarius</i>	Brachycephalidae	<i>Brachycephalus ephippium</i>	Carvalho, 1941
Trogonidae	<i>Trogon surrucura</i>	Hylidae	<i>Hypisboas albomarginatus</i>	Toledo <i>et al.</i> , 2005
	<i>Trogon surrucura</i>	Hylidae	<i>Hypsiboas bischoffi</i>	Toledo <i>et al.</i> , 2005
	<i>Trogon surrucura</i>	Hylidae	<i>Phyllomedusa distincta</i>	Toledo <i>et al.</i> , 2005
Tyranidae	<i>Pitangus sulphuratus</i>	Hylidae	<i>Scinax nasicus</i>	Toledo <i>et al.</i> , 2005; Ávila, 2005
Tytonidae	<i>Tyto alba</i>	Leptodactylidae	<i>Eupemphix nattereri</i>	C. F. B. Haddad, unpubl. data
	<i>Tyto alba</i>	Ranidae	<i>Lithobates sphenoccephalus</i>	Briggler, 2000
Mammalia				
Carnivora				
Canidae	<i>Cerdocyon thous</i>	Leptodactylidae	<i>Eupemphix nattereri</i>	Bezerra, 1998
	<i>Chrysocyon brachyurus</i>	Bufonidae	<i>Chaunus ictericus</i>	Guix, 1993
	<i>Chrysocyon brachyurus</i>	Leptodactylidae	<i>Leptodactylus labyrinthicus</i>	Prado <i>et al.</i> , 2005
	<i>Vulpes vulpes</i>	Bufonidae	<i>Anaxyrus boreas</i>	Jones <i>et al.</i> , 1999
Mustelidae	<i>Galictis vittata</i>	Bufonidae	<i>Chaunus marinus</i>	Cintra, 1988
	<i>Lontra canadensis</i>	Ranidae	<i>Rana pretiosa</i>	Hayes <i>et al.</i> , 2005
	<i>Lutra longicaudis</i>	Leptodactylidae	<i>Leptodactylus pentadactylus</i>	Roberts, 1997A
	<i>Lutra longicaudis</i>	Ranidae	<i>Rana pretiosa</i>	Roberts, 1997B
	<i>Mustela putorius</i>	Bufonidae	<i>Bufo bufo</i>	Lodé, 1996
	<i>Mustela putorius</i>	Ranidae	<i>Rana dalmatina</i>	Lodé, 1996
	<i>Mustela putorius</i>	Ranidae	<i>Pelophylax esculentus</i>	Lodé, 1996
	<i>Mustela vison</i>	Ranidae	<i>Lithobates palustris</i>	Beane, 1990
Procyonidae	<i>Procyon lotor</i>	Bufonidae	<i>Anaxyrus boreas</i>	Jones <i>et al.</i> , 1999
	<i>Procyon cancrivorus</i>	Bufonidae	<i>Chaunus ictericus</i>	Guix, 1993

Chiroptera				
Phyllostomatidae	<i>Trachops cirrhosus</i>	Leptodactylidae	<i>Engystomops pustulosus</i>	Tuttle <i>et al.</i> , 1982
Insectivora				
Erinaceidae	<i>Atelerix pruneri</i>	Bufo	<i>Bufo alvarius</i>	Brodie Jr., 1977
	<i>Atelerix pruneri</i>	Bufo	<i>Anaxyrus americanus</i>	Brodie Jr., 1977
	<i>Atelerix pruneri</i>	Bufo	<i>Anaxyrus boreas</i>	Brodie Jr., 1977
	<i>Atelerix pruneri</i>	Bufo	<i>Chaunus marinus</i>	Brodie Jr., 1977
	<i>Atelerix pruneri</i>	Bufo	<i>Anaxyrus quercicus</i>	Brodie Jr., 1977
	<i>Atelerix pruneri</i>	Bufo	<i>Amietophrynus regularis</i>	Brodie Jr., 1977
	<i>Atelerix pruneri</i>	Bufo	<i>Anaxyrus terrestris</i>	Brodie Jr., 1977
	<i>Atelerix pruneri</i>	Bufo	<i>Anaxyrus woodhousii</i>	Brodie Jr., 1977
	<i>Atelerix pruneri</i>	Rana	<i>Lithobates catesbeianus</i>	Brodie Jr., 1977
	<i>Hemiechinus auritus</i>	Bufo	<i>Bufo alvarius</i>	Brodie Jr., 1977
	<i>Hemiechinus auritus</i>	Bufo	<i>Anaxyrus americanus</i>	Brodie Jr., 1977
	<i>Hemiechinus auritus</i>	Bufo	<i>Anaxyrus boreas</i>	Brodie Jr., 1977
	<i>Hemiechinus auritus</i>	Bufo	<i>Chaunus marinus</i>	Brodie Jr., 1977
	<i>Hemiechinus auritus</i>	Bufo	<i>Anaxyrus quercicus</i>	Brodie Jr., 1977
	<i>Hemiechinus auritus</i>	Bufo	<i>Amietophrynus regularis</i>	Brodie Jr., 1977
	<i>Hemiechinus auritus</i>	Bufo	<i>Anaxyrus terrestris</i>	Brodie Jr., 1977
	<i>Hemiechinus auritus</i>	Bufo	<i>Anaxyrus woodhousii</i>	Brodie Jr., 1977
	<i>Hemiechinus auritus</i>	Rana	<i>Lithobates catesbeianus</i>	Brodie Jr., 1977
Soricidae	<i>Blarina brevicauda</i>	Hyla	<i>Hyla versicolor</i>	Brodie Jr. & Formanowicz Jr., 1981
Marsupialia				
Didelphidae	<i>Didelphis marsupialis</i>	Bufo	<i>Chaunus marinus</i>	Garrett & Boyer, 1993
	<i>Philander opossum</i>	Hyla	<i>Hypsiboas rosenbergi</i>	Kluge, 1981
Primates				
Callitrichidae	<i>Callithrix penicillata</i>	Hyla	<i>Hypsiboas lundii</i>	Canale & Lingnau, 2003
Rodentia				
Muridae	<i>Rattus rattus</i>	Leiopelmatidae	<i>Leiopelma archeyi</i>	Thurley & Bell, 1994

REFERENCES

- Abbadié-Bisogno, K., Oliver-López, L. & Ramírez-Bautista, A. (2003). *Thamnophis cyrtopsis collaris* (Black-necked Garter Snake). Diet. *Herpetol. Rev.* **34**: 74.
- Albuquerque, N. R. & Di-Bernardo, M. (2005). *Leptophis ahaetulla marginatus* (Southern Green Parrot Snake). Diet. *Herpetol. Rev.* **36**: 325.
- Applegate, R. D. (1990). *Rana catesbeianus*, *Rana palustris* (Bullfrog, Pickerel Frog). Predation. *Herpetol. Rev.* **21**: 90-91.
- Aresco, M. J. & Reed, R. N. (1998). *Rana capito sevosa* (Dusky Gopher Frog). Predation. *Herpetol. Rev.* **29**: 40.
- Arnold, S. J. & Halliday, T. (1986). *Hyla regilla* (Pacific Treefrog). Predation. *Herp. Rev.* **17**: 44.
- Avila, L. J. & Morando, M. (1998). *Bothrops ammodytoides* (Yarará ñata, Patagonian Lancehead). Prey. *Herpetol. Rev.* **29**: 169.
- Ávila, R. W. (2005). *Scinax nasicus* (Lesser Snouted Treefrog). Predation. *Herpetol. Rev.* **36**: 308.
- Bakkegard, K. A. & Greene, M. P. (2002). *Heterodon platirhinos* (Eastern Hognose Snake). Diet. *Herpetol. Rev.* **33**: 314-315.
- Beane, J. C. (1990). *Rana palustris* (Pickerel Frog). Predation. *Herpetol. Rev.* **21**: 59.
- Beane, J. C. & Pusser, L. T. (2005). *Bufo terrestris* (Southern Toad). Diet and scavenging behavior. *Herpetol. Rev.* **36**: 432.
- Bezerra, A. M. R. (1998). *Physalaemus nattereri* (NCN). Predation. *Herpetol. Rev.* **29**: 98.
- Blazquez, M. C. (1996). *Nerodia valida* (Pacific Water Snake). Prey. *Herpetol. Rev.* **27**: 83-84.
- Bolek, M. G. & Janvy Jr, J. (2004). *Rana blairi* (Plains Leopard Frog). Prey. *Herpetol. Rev.* **35**: 262.
- Bombough, C. J., Chastain, J., Schwab, A. H. & Hayes, M. P. (2005). *Rana boylei* (Foothill Yellow-legged Frog). Predation. *Herpetol. Rev.* **36**: 438-439.
- Braid, M. R., Butler, K. N., Blankenship III, A. F., & Cantley, A. S. (2000). *Rana capito sevosa* (Dusky Gopher Frog). Metamorph captures. *Herpetol. Rev.* **31**: 101-102.
- Briggler, J. T. (2000). *Rana utricularia* (Southern Leopard Frog). Predation. *Herpetol. Rev.* **31**: 171.
- Brodie Jr., E. D. (1977). Hedgehogs use toad venom in their own defence. *Nature* **268**: 627-628.
- Brodie Jr., E. D. & Formanowicz Jr., D. R. (1981). Palatability and antipredator behavior of the treefrog *Hyla versicolor* to the shrew *Blarina brevicauda*. *J. Herpetol.* **15**: 235-236.
- Canale, G. & Lingnau, R. (2003). *Hyla biobeba* (NCN). Predation. *Herpetol. Rev.* **34**: 136.
- Carvalho, A. L. (1941). Observações sobre casos de batracofagia entre as aves. *Mem. Inst. Oswaldo Cruz* **35**: 575-576.
- Castanho, L. M. (1996). *Phyllomedusa distincta* (Leaf-Frog). Predation. *Herpetol. Rev.* **27**: 141.
- Caudell, J. N., James, B. & Lawie, P. (2000). *Boiga irregularis* (Brown Tree Snake). Predation. *Herpetol. Rev.* **31**: 245.
- Cintra, R. (1988). *Bufo marinus* (Marine Toad). Predation. *Herpetol. Rev.* **19**: 82.
- Cintra, R. & Sanaiotti, T. M. (1990). *Osteocephalus taurinus* (Treefrog). Predation. *Herpetol. Rev.* **21**: 59.
- Cochran, P. A. (1982). *Rana pipiens* (Leopard Frog). Predation. *Herpetol. Rev.* **13**: 45-46.
- Cochran, P. A. (1999). *Rana sylvatica* (Wood Frog). Predation. *Herpetol. Rev.* **30**: 94.
- Cochran, P. A. & Cochran, J. A. (2003). *Pseudacris crucifer* (Spring Peeper). Predation. *Herpetol. Rev.* **34**: 360.
- Cook, D. (2002). *Rana aurora draytonii* (California Red-legged Frog). Predation. *Herpetol. Rev.* **33**: 303.
- Costa, G. C., Mesquita, D. O. & França, F. G. R. (2005). *Crocodylus amazonicus* (Jacarerana). Diet. *Herpetol. Rev.* **36**: 174-175.
- Crayon, J. J. (1998). *Rana catesbeianus* (Bullfrog). Diet. *Herpetol. Rev.* **29**: 232.
- Crayon, J. J. & Hothem, R. L. (1998). *Xenopus laevis* (African Clawed Frog). Predation. *Herpetol. Rev.* **29**: 165-166.

- Cross, C. L. (2002). *Agkistrodon piscivorus piscivorus* (Eastern Cotton-mouth). Diet. *Herpetol. Rev.* **33**: 55-56.
- Cuello, M. E., Jara, F. & Vidoz, Q. (2005). *Atelognathus patagonicus* (NCN). Predation. *Herpetol. Rev.* **36**: 298.
- Das, I. & Tuen, A. A. (2005). *Rabdophis murudensis* (Gunung Murud Keelback). Diet. *Herpetol. Rev.* **36**: 71.
- Ervin, E. L., Fisher, R. N. & Madden, K. (2000). *Hyla cadaverina* (California treefrog). Predation. *Herpetol. Rev.* **31**: 234.
- Ervin, E. L. & Fisher, R. N. (2001). *Thamnophis hammondi* (Two-striped Garter Snake). Prey. *Herpetol. Rev.* **32**: 265-266.
- Fearn, S. (2003). *Pseudechis porphyriacus* (Red-bellied Black Snake). Diet. *Herpetol. Rev.* **34**: 253-254.
- Feldman, C. R. & Wilkinson, J. A. (2000). *Rana mucosa* (Mountain Yellow-legged Frog). Predation. *Herpetol. Rev.* **31**: 102.
- Fellers, G. M. & Wood, L. L. (2004). *Rana aurora draytonii* (California Red-legged Frog). Predation. *Herpetol. Rev.* **35**: 163.
- Feltrim, A. C. & Cechin, S. T. Z. (2000). *Helicops infrataeniatus* (NCN). Diet. *Herpetol. Rev.* **31**: 46.
- Fong, A. (2004). *Antillophis andreade* (Black and White Racer, Jubito). Diet. *Herpetol. Rev.* **35**: 57.
- Garrett, C. M. & Boyer, D. M. (1993). *Bufo marinus* (Cane Toad). Predation. *Herpetol. Rev.* **24**: 148.
- Garwood, J. M. & Welsh Jr., H. H. (2005). *Rana cascade* (Cascades Frog). Predation. *Herpetol. Rev.* **36**: 165.
- Giaretta, A. A. & Nunes, R. (1997). *Cycloramphus boraceiensis* (Flattened Waterfall Frog). Predation. *Herpetol. Rev.* **28**: 199-200.
- Gorzula, S. J. (1977). The ecology of the Spectacled Caiman in the Venezuelan Guayana. *Herpetol. Rev.* **8**: 9.
- Greene, H. W. (1997). *Snakes: The Evolution of Mystery in Nature*. Berkeley: University of California Press.
- Griffin, P. C. & Case, T. J. (2002). *Bufo californicus* (Arroyo Toad). Predation. *Herpetol. Rev.* **33**: 301.
- Grismer, J. L. (2000). *Thamnophis validus celano* (Baja California Garter Snake). Diet. *Herpetol. Rev.* **31**: 106.
- Guimarães, L. D., Pinto, R. M. & Juliano, R. F. (2004). *Bufo granulatus* (NCN). Predation. *Herpetol. Rev.* **35**: 259.
- Guix, J.C. (1993). Predación de ejemplares adultos de *Bufo* spp. por mamíferos, en el sudeste de Brasil. *Rev. Esp. Herpetol.* **4**: 23-25.
- Haddad, C. F. B. & Bastos, R. P. (1997). Predation on the toad *Bufo crucifer* during reproduction (Anura; Bufonidae). *Amphibia-Reptilia* **18**: 295-298.
- Haddad, C. F. B. & I. Sazima. 1992. *Anfíbios anuros da Serra do Japi*. Pp: 188-210. In Morelato, P. (ed.). *História natural da Serra do Japi*.
- Harvey, M. A., Morrison, C. & Hero, J. M. (1999). *Litoria lesueuri* (Stony Creek Frog). Predation. *Herpetol. Rev.* **30**: 162-163.
- Hayes, M. P. & Rombough, C. (2004). *Rana aurora* (Northern Red-legged Frog). Predation. *Herpetol. Rev.* **35**: 375-376.
- Hayes, M. P., Rombough, C. J., Hayes, M. P. & Engler, J. D. (2005). *Rana pretiosa* (Oregon Spotted Frog). Predation. *Herpetol. Rev.* **36**: 307.
- Hays, M. P. & Warner, J. (1985). *Rana catesbeianus* (Bullfrog). Food. *Herpetol. Rev.* **16**: 109.
- Hedstrom, I. & Bolaños, F. (1986). *Dendrobates auratus* (Poison Arrow Frog). Predation. *Herpetol. Rev.* **17**: 88-89.

- Henderson, R. W. & Berg, C. S. (2005). *Thecadactylus rapicauda* (Turnip-tail Gecko). Diet. *Herpetol. Rev.* **36**: 454.
- Heying, H. E. (2001). *Mantella laevigata* (Climbing Mantella). Aborted predation. *Herpetol. Rev.* **32**: 34.
- Hovey, T. E. & Ervin, E. L. (2005). *Pseudacris cadaverina* (California Treefrog). Predation. *Herpetol. Rev.* **36**: 304-305.
- Jansen, K. P. (1997). *Osteopilus septentrionalis* (Cuban Treefrog). Predation. *Herpetol. Rev.* **28**: 147-148.
- Jensen, J. B. (2000). *Rana capito* (Gopher Frog). Predation. *Herpetol. Rev.* **31**: 42.
- Jones, D., Simandle, E. T., Tracy, C. R. & Hobbs, B. (2003). *Bufo nelsoni* (Amargosa Toad). Predation. *Herpetol. Rev.* **34**: 229.
- Jones, M. S., Goettl, J. P. & Livo, L. J. (1999). *Bufo boreas* (Boreal Toad). Predation. *Herpetol. Rev.* **30**: 91.
- Jones, M. S. & Stiles, B. (2000). *Bufo boreas* (Boreal Toad). Predation. *Herpetol. Rev.* **31**: 99.
- Karraker, N. E. (2001). *Ascaphus truei* (Tailed Frog). Predation. *Herpetol. Rev.* **32**: 100.
- Kluge, A. G. (1981). The life history, social organization, and parental behavior of *Hyla rosenbergi* Boulenger, a nest building gladiator frog. *Misc. Publ. Mus. Zool. Univ. Michigan* **160**: 1-170.
- Kokubum, M. N. C. & Giaretta, A. A. (2002). *Leptodactylus fuscus* (NCN). Predation. *Herpetol. Rev.* **33**: 47.
- Kokubum, M. N. C. & Rodrigues, A. P. (2005). *Leptodactylus ocellatus* (Rã-manteiga). Cannibalism. *Herpetol. Rev.* **36**: 303.
- Kokubum, M. N. C. & Zacca, W. (2003). *Physalaemus cf. fuscomaculatus* (NCN). Predation. *Herpetol. Rev.* **34**: 232-233.
- Kopij, G. (1998). Diet of Whitebreasted Cormorant *Phalacrocorax carbo* nestlings in the south-eastern Free State, South Africa. *S. Afr. J. wild. Res.* **28**: 100-102.
- Kopp, K. & Wachlevski, M. (2005). *Thamnodynastes strigatus* (NCN). Diet. *Herpetol. Rev.* **36**: 71-72.
- Krishna, S. & Vijayalaxmi, K. K. (2004). *Bufo parietalis* (Forest Toad). Predation. *Herpetol. Rev.* **35**: 156-157.
- Ligon, D. B. & Stone, P. A. (2003). *Kinosternon sonoriense* (Sonoran Mud Turtle) and *Bufo punctatus* (Red-spotted Toad). Predator-Prey. *Herpetol. Rev.* **34**: 241.
- Lodé, T. (1996). Polecat predation on frogs and toads at breeding sites in western France. *Ethol. Ecol. Evol.* **8**: 115-124.
- Lopez, M. S. (2003). *Philodryas patagoniensis*. Diet. *Herpetol. Rev.* **34**: 71-72.
- Lopez, M. S., Giraud, A. R. & Arzamendia, V. (2003). *Leptophis ahaetulla marginatus* (Southern Green Parrot-Snake). Diet. *Herpetol. Rev.* **34**: 68-69.
- Love, W. B. (1995). *Osteopilus septentrionalis* (Cuban Treefrog). Predation. *Herpetol. Rev.* **26**: 201-202.
- Macedo-Bernarde, L. C. & Bernarde, P. S. (2005). *Bothrops atrox* (Common Lancehead). Diet. *Herpetol. Rev.* **36**: 456.
- Machado, L. L. & Galdino, C. A. B. (2005). *Hyla alvarengai* (NCN). Predation. *Herpetol. Rev.* **36**: 301.
- Maclay, B. K., Hunter, M. A. & Hayes, M. P. (2004). *Thamnophis sirtalis concinnus* (Red-spotted Garter Snake). Predation. *Herpetol. Rev.* **35**: 74-75.
- Martins, I. & Duarte, M. R. (2003). *Physalaemus nattereri* (NCN). Predation. *Herpetol. Rev.* **34**: 233.
- Master, T. L. (1998). *Dendrobates auratus* (Black-and-Green Poison Dart Frog). Predation. *Herp. Rev.* **29**: 164-165.
- McCoid, M. J., Guthery, F. S., Kopp, S. & Howard, R. (1999). *Scaphiopus holbrooki hurterii* (Hurter's Spadefoot). Predation. *Herpetol. Rev.* **30**: 94.
- McIntyre, P. & Ramanamanjato, J. B. (1999). *Ptychadena mascareniensis mascareniensis* (NCN). Diet. *Herpetol. Rev.* **30**: 223.

- Menin, M. (2005). *Bufo proboscideus* (NCN). Predation. *Herpetol. Rev.* **36**: 299.
- Michaud, E. J. & Dixon, J. R. (1989). Prey items of 20 species of the Neotropical colubrid snake genus *Liophis*. *Herpetol. Rev.* **20**: 39-41.
- Mora, J. M. (1999). *Leptodeira annulata* (Culebra Destñida, Banded Cat-eyed Snake). Diet. *Herpetol. Rev.* **30**:102.
- Myers, C. W., Daly, J. W., & Malkin, B. (1978). A dangerously toxic new frog (*Phyllobates*) used by Emberá indians of western Colombia, with discussion of blowgun fabrication and dart poisoning. *Bull. Am. Mus. Nat Hist.* **161**: 307-366.
- Newman, D. G. (1977). Some evidence of the predation of Hamilton's frog (*Leiopelma hamiltoni* (McCulloch)) by Tuatara (*Sphaenodon punctatus* (Grey)) on Stephens Island. *Proc. New Zeal. Ecol. Soc.* **24**: 43-47.
- Palis, J. G. (2000). *Scaphiopus holbrookii* (Eastern Spadefoot). Predation. *Herpetol. Rev.* **31**: 42-43.
- Pauwels, O. S. G. (2002). *Limnonectes limnocharis* (Paddy Frog). Predation. *Herpetol. Rev.* **33**: 126.
- Pearl, C. A. (2000). *Bufo boreas* (Western Toad). Predation. *Herpetol. Rev.* **31**: 233-234.
- Pilliod, D. S. (1999). *Rana luteiventris* (Columbia Spotted Frog). Cannibalism. *Herpetol. Rev.* **30**: 93.
- Prado, C. P. A. (2003). *Leptodactylus chaquensis* (NCN), *Pseudis paradoxa* (Paradox Frog), and *Phrynohyas venulosa* (Veined Treefrog). Predation. *Herpetol. Rev.* **34**: 231-232.
- Prado, C. P. A., Toledo, L. F. Zina, J. & Haddad, C. F. B. (2005). Trophic eggs in the foam nests of *Leptodactylus labyrinthicus* (Anura, Leptodactylidae): an experimental approach. *Herpetol. J.* **15**: 279-284.
- Reaser, J. K. & R. E. Dexter. (1996). *Rana pretiosa* (Spotted Frog). Predation. *Herpetol. Rev.* **27**: 75.
- Roberts, W. E. (1997a). *Leptodactylus pentadactylus* (Rana Ternero, Smoky Frog). Predation. *Herpetol. Rev.* **28**: 84-85.
- Roberts, W. E. (1997b). *Rana pretiosa* (Spotted Frog). Predation. *Herpetol. Rev.* **28**: 86.
- Rocha, C. F. D., Vrcibradic, D. & Sluys, M. V. (1999). *Chironius multiventris foveatus* (NCN). Prey. *Herpetol. Rev.* **30**: 99-100.
- Rodrigues, A. P. & Filho, J. C. O. (2004). *Physalaemus nattereri* (NCN). Attempted predation. *Herpetol. Rev.* **35**: 160-161.
- Rodríguez-Robles, J. A. & Leal, M. (1993). *Alsophis portoricensis* (Puerto Rican Racer). Diet. *Herpetol. Rev.* **24**: 150-151.
- Rombough, C. J., Jordan, D. J. & Pearl, C. A. (2003). *Rana cascade* (Cascade Frog). Cannibalism. *Herpetol. Rev.* **34**: 138.
- Romero, F. R., Andreu, G. C. & Gonzalez, L. L. (2003). *Thamnophis scalaris* (Mexican Alpine Blotched Garter Snake). Diet. *Herpetol. Rev.* **34**: 75.
- Russell, M. J., Ample, M. & Strieby, A. (1999). *Scinax elaeochroa* (NCN). Predation. *Herpetol. Rev.* **30**: 38.
- Ryberg, W. A. & Dayton, G. H. (2004). *Scaphiopus couchii* (Couch's Spadefoot). Predation. *Herpetol. Rev.* **35**: 263.
- Santos, S. A., Stoll, M. N., Pinheiro, M. S., Campos, Z., Magnusson, W. E. & Mourão, G. (1996). Diets of *Caiman crocodilus yacare* from different habitats in the Brazilian Pantanal. *Herpetol. J.* **6**: 111-117.
- Silva Jr., N. J., Souza, I. F., Silva, W. V. & Silva, H. L. R. (2003). *Liophis poecilogyrus* (Trash-snake). Diet. *Herpetol. Rev.* **34**: 69-70.
- Silva Jr., N. J., Souza, I. F., Silva, W. V., Ribeiro, R. S., Costa, M. C., Valle, N. C. & Silva, H. L. R. 2003. *Helicops angulatus* (Water-snake). Diet. *Herpetol. Rev.* **34**: 68.
- Silva, J. S. B. & Hillesheim, R. (2004). *Tupinambis merianae* (Tegu). Diet. *Herpetol. Rev.* **35**: 399.
- Silva, V. X. & Rodrigues, M. T. (2001). *Xenodon newwiedii* (Quiriripitá). Diet. *Herpetol. Rev.* **32**: 188.

- Silva, W. V., Silva, H. L. R. & N. J. Silva Jr. (2003). *Leptodactylus labyrinthicus* (Labyrinth Frog). Diet. *Herpetol. Rev.* **34**: 359.
- Simons, L. H. (1998). *Rana cascade* (Cascades Frog). Predation. *Herpetol. Rev.* **29**: 232.
- Smith, M. A. & Green, D. M. (2002). *Bufo fowleri* (Fowler's Toad). Predation. *Herpetol. Rev.* **33**: 125.
- Smith, M. A. & Green, D. M. (2005). *Bufo fowleri* (Fowler's Toad). Predation. *Herpetol. Rev.* **36**: 159-160.
- Solé, M., Pelz, B. & Kwet, A. (2004). *Hyla faber* (Smith Frog). Diet. *Herpetol. Rev.* **35**: 159.
- Souza, I. F., Ribeiro, R. S. & Silva Jr., N. J. (2002). *Tupinambis teguixim* (Teiú, Tegu). Diet. *Herpetol. Rev.* **33**: 209.
- Souza, I. F., Ribeiro, R. S. & Silva Jr., N. J. (2003). *Thamnodynastes strigatus* (Corredeira). Diet. *Herpetol. Rev.* **34**: 378.
- Souza, I. F., Silva, W. V., Mathias, P. V. C. & Silva Jr., N. J. (2003). *Leptodactylus ocellatus* (Rã manteiga). Predation. *Herpetol. Rev.* **34**: 232.
- Stuart, J. N. & Painter, C. (1993). *Rana catesbeianus* (Bullfrog). Cannibalism. *Herpetol. Rev.* **24**: 103.
- Thurley, T. & Bell, B. D. (1994). Habitat distribution and predation on a western population of terrestrial *Leiopelma* (Anura, Leiopelmatidae) in the Northern King Country, New-Zealand. *New Zeal. J. Zool.* **21**: 431-436.
- Toledo, L. F., Woehl Jr., G., Woehl, E. N. & Prado, C. P. A. (2005). *Scinax nasicus*, *Hyla albomarginata*, *Hyla bischoffi* and *Phyllomedusa distincta* (Tree Frogs): Avian Predation. *Herpetol. Bull.* **92**: 31-32.
- Toral, E. 2004. *Ameiva festiva* (Central American Racerunner). Predation. *Herpetol. Rev.* **35**: 266.
- Tucker, J. K. 2000. Illinois snakes young-of-year morphology and food habits. *Herpetol. Rev.* **31**: 106-107.
- Tuttle, M. D., Taft, L. K. & Ryan, M. J. (1982). Evasive behaviour of a frog in response to bat predation. *An. Behav.* **30**: 393-397.
- Vaughan, A. (2003). *Rana vaillanti* (Web-footed Frog). Diet. *Herpetol. Rev.* **34**: 238.
- Warner, D. A. & Kolbe, J. J. (2003). *Porthidium nasutum* (Hog-nosed Pitviper). Prey. *Herpetol. Rev.* **34**: 377.
- Wild, E. R. (2001). *Ceratophrys cranwelli* (Cranwell's Horned Frog). Predation. *Herpetol. Rev.* **32**: 102.